

# TOP 10 JOBS IN Tunbridge Wells

Labour Market Information (LMI) is subject to change and we take no responsibility for decisions made using this data; we encourage you to investigate your career ideas further with care and consideration, using more than one source of LMI, in conjunction with independent advice and guidance.  
If you would like to research any of these sectors further, please explore the wealth of information found at [nationalcareerservice.direct.gov.uk](http://nationalcareerservice.direct.gov.uk)  
All data courtesy of EMSI (UK) Ltd. Data accessed December 2017 and accurate at time of publication. This poster is part of a series of posters, produced by CXK on behalf of the National Careers Service, to examine labour market trends across Kent & Medway.

## Largest Occupations

■ 2015 JOBS ■ 2018 JOBS

1  
Book-keepers,  
payroll managers  
and wages clerks



3,373  
1,379 ↓

2  
Sales and retail  
assistants



2,948  
3,008 ↑

3  
Chartered and  
certified accountants



1,957  
705 ↓

4  
Other administrative  
occupations n.e.c.



1,655  
1,387 ↓

5  
Care workers and  
home carers



1,512  
1,521 ↑

6  
Nurses



1,309  
1,444 ↑

7  
Sales accounts and  
business development  
managers




1,215  
1,048 ↓

8  
Cleaners and  
domestics




1,129  
1,079 ↓

9  
Kitchen and  
catering assistants



1,095  
1,082 ↓

10  
Primary and nursery  
education teaching  
professionals



1,003  
999 ↓

## Highest Paying Occupations

2017 MEDIAN HOURLY WAGES

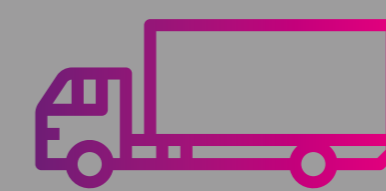
1		Chief executives and senior officials	£47.97
2		Marketing and sales directors	£37.58
3		Legal professionals n.e.c.	£35.62
4		Information technology and telecommunications directors	£33.23
5		Senior professionals of educational establishments	£31.65
6		Medical practitioners	£31.56
7		IT project and programme managers	£27.98
8		Brokers	£27.92
9		Train and tram drivers	£27.88
10		Advertising and public relations directors	£27.47

## Fastest Growing Occupations

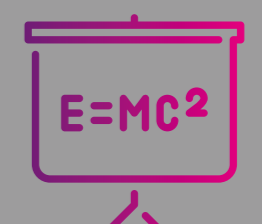
POSITIVE %  
INCREASE  
IN JOBS  
2015 -18



Nurses  
10%




Large goods  
vehicle drivers  
19%



Secondary education  
teaching professionals  
10%



Education advisers  
and school inspectors  
134%



Nursing auxiliaries  
and assistants  
10%



Gardeners and  
landscape gardeners  
36%



Bar staff  
11%



Sales and retail  
assistants  
2%



Nursery nurses  
and assistants  
16%



Educational  
support assistants  
22%